


MARLEY & ME

BY JOHN GROGAN

WORKSHEETS

ANGLAIS 11^{CO}



A. PRE-READING ACTIVITIES
I. EXERCISES WITHOUT THE BOOK

WORKSHEET A

Look at the list of words and match each word with its correct definition and translation.

Regarde la liste des mots ci-dessous et relie chaque mot à sa définition et sa traduction.

- | | | |
|------------------------|--|-----------------------------------|
| a beginning (noun) • | • to come to pass • | • <i>un narrateur</i> |
| a character (noun) • | • identical • | • <i>un cadre</i> |
| a main character • | • the first part or section of a book or a film • | • <i>un point culminant</i> |
| a minor character • | • the context and environment where something happens • | • <i>un personnage secondaire</i> |
| a climax (noun) • | • the person who tells a story • | • <i>un événement</i> |
| an ending (noun) • | • something that happens at a certain place and time • | • <i>un personnage</i> |
| an event (noun) • | • an imaginary person represented in a work of fiction (play, film or story) • | • <i>une fin</i> |
| to happen (verb) • | • a very important character • | • <i>se passer</i> |
| a narrator (noun) • | • a sequence of events arranged in chronological order • | • <i>un personnage principal</i> |
| the same (adjective) • | • the moment when a book or film ends (the opposite of beginning) • | • <i>une chronologie</i> |
| a setting (noun) • | • not a very important character • | • <i>un début</i> |
| a timeline (noun) • | • the decisive moment in a book or film • | • <i>le même</i> |

WORKSHEET B

Translate the following words into French.

Traduis les mots suivants en français.

a chapter :


different :

a line :

a paragraph :

a role :

a title :



Source : <http://movies.about.com/od/marleyandme/ig/Marley-and-Me-Photos/marleyandmepic16.htm>

A. PRE-READING ACTIVITIES

II. EXERCISES WITH THE BOOK

WORKSHEET 1 – EXERCISES 2 & 3

Ex. 2

Ask your partner these questions and write down his / her answers. Your teacher is going to ask you about your neighbour's pet(s).

Pose les questions suivantes à ton voisin / ta voisine et prends note de ses réponses. Ton enseignant-e va te poser des questions concernant l'animal domestique (les animaux domestiques) de ton voisin.

1. Has your family got a pet ?

2. What is it ?

3. What's its name ?

4. What does it look like ?

5. What does it eat and who feeds it ?

6. What does it like doing or hate doing ?

Ex. 3

Read the titles of the different chapters and imagine what happens in each chapter.

Lis les titres des différents chapitres et imagine ce qui se passe dans chaque chapitre.

Chapter 1 The New Puppy

Chapter 2 Life with Marley

Chapter 3 The Obedience Class

Chapter 4 Changes at Home

Chapter 5 Difficult Days

Chapter 6 Marley Makes a Movie

Chapter 7 The World's Worst Dog

Chapter 8 We Move North

Chapter 9 Marley Gets Older

Chapter 10 A Great Dog

Ex. 2'

Answer these questions about pets orally and then write down your answers in English.

Réponds oralement aux questions suivantes sur les animaux domestiques et note ensuite tes réponses en anglais.

1. What different pets do you know ?

2. Has your family got a pet ?

3. What is it ?

4. What's its name ?

5. What does it look like ?

6. What does it eat and who feeds it ?

7. What does it like doing or hate doing ?

Ex. 3'

Read the titles of the different chapters and match the title of each chapter with its content.

Lis les titres des différents chapitres et relie le titre de chaque chapitre avec son contenu.

	TITLE :	CONTENT :
Chapter 1	The New Puppy •	• There is a change of address.
Chapter 2	Life with Marley •	• Marley is a fabulous pet.
Chapter 3	The Obedience Class •	• Life isn't always easy.
Chapter 4	Changes at Home •	• The dog becomes old.
Chapter 5	Difficult Days •	• They start their new life with the dog.
Chapter 6	Marley Makes a Movie •	• Things change in their life.
Chapter 7	The World's Worst Dog •	• A couple buys a dog.
Chapter 8	We Move North •	• The dog becomes a film star.
Chapter 9	Marley Gets Older •	• The dog is very bad.
Chapter 10	A Great Dog •	• They take the dog to a dog school.

B. ACTIVITIES WHILE READING THE BOOK AND WATCHING THE FILM

WORKSHEET 2 – EXERCISE 4

Read the introduction and write down who these sentences are about.

Lis l'introduction et indique à qui ces phrases se réfèrent.

He is married to Jenny.

He is a bad dog and he never listens.

They have got three children.

Give him your love, and he will give you his.

He always breaks things.

She plays in the 2009 film of the book.

He plays in the 2009 film of the book.

He eats flowers.

They are in love.

He is a journalist.

He is scared when the weather is bad.



Source : <http://www.hollywoodchicago.com/news/7444/blu-ray-review-marley-me-effective-crowd-pleaser-great-blu-ray>

WORKSHEET 2' – EXERCISES 4'

Read the introduction and write down who these sentences are about. Choose the correct names from the box (you can use them more than once).

Lis l'introduction et indique à qui ces phrases se réfèrent. Choisis les noms qui conviennent dans la partie encadrée (tu peux les utiliser plus d'une fois).

John – Jenny – John and Jenny – a dog – Marley
Jennifer Aniston – Owen Wilson

He is married to Jenny.

He is a bad dog and he never listens.

They have got three children.

Give him your love, and he will give you his.

He always breaks things.

She plays in the 2009 film of the book.

He plays in the 2009 film of the book.

He eats flowers.

They are in love.

He is a journalist.

He is scared when the weather is bad.




Source : <http://www.hollywoodchicago.com/news/7444/blu-ray-review-marley-me-effective-crowd-pleaser-great-blu-ray>

WORKSHEET 3 – EXERCISE 5

Fill in the star with the names of the different characters you already know.

Complète l'étoile avec les noms des personnages que tu connais déjà.



Source : <http://vimeo.com/43386325>

Source image de John : <http://www.justjared.com/2008/05/15/owen-wilson-eric-dane-marley-and-me/>

WORKSHEET 4 – EXERCISE 6

Read your book from page 1 to the lozenge on page 3.

Lis ton livre de la page 1 jusqu'au losange de la page 3.

a) What do these numbers refer to ? Complete.

A quoi ces nombres se rapportent-ils ? Complète.

10 years old

14 years old

9

375 dollars

350 dollars

8 weeks old

b) Now write all these numbers as words.

Ecris les nombres en toutes lettres.

10

14

9

375

350

8



Source : <http://room2parklands.blogspot.ch/2011/08/marley-and-me-reviewed-by-teigan.html>

WORKSHEET 4' – EXERCISE 6'

Read the text from page 1 to the lozenge on page 3.

Lis le texte de la page 1 au losange de la page 3.

a) What do these numbers refer to ? Match the numbers with the explanations.

A quoi ces nombres se rapportent-ils ? Relie les nombres aux explications.

- | | |
|----------------|--|
| 10 years old • | • the puppy's age when they can take him |
| 14 years old • | • Marley's price |
| 9 • | • John's age when he gets a dog |
| 375 dollars • | • the number of puppies |
| 350 dollars • | • Shaun's age when he dies |
| 8 weeks old • | • the normal price for the puppies |

b) Now write all these numbers as words.

Ecris les nombres en toutes lettres.

10 _____

14 _____

9 _____

375 _____

350 _____

8 _____



Source : <http://room2parklands.blogspot.ch/2011/08/marley-and-me-reviewed-by-teigan.html>

WORKSHEET 5 – EXERCISES 7 & 8

Ex. 7

Watch the first chapter and put Jenny's plans for her life in the correct order.

Regarde le premier chapitre et mets les projets de vie de Jenny dans l'ordre qui convient.

Marry John. _____

Meet the ideal man. _____

Move to a warm place. _____

Ex. 8

Read the introduction and the beginning of chapter 1 again and write down (in English) all the information about John, Jenny and Marley. Then read the book from the lozenge page 3 to the end of chapter 1 and complete your answers.

Relis l'introduction et le début du chapitre 1 et note (en anglais) toutes les informations concernant John, Jenny et Marley. Puis lis le livre du losange page 3 jusqu'à la fin du chapitre 1 et complète tes réponses.

John : _____

Jenny : _____

Marley : _____



Source : http://www.huffingtonpost.com/scott-mendelson/marley-me-gets-a-rare-pg_b_145392.html

WORKSHEET 6 – EXERCISES 9 & 10

Ex. 9


Watch chapters 4 and 5 and find four differences between the film and the book (in English).
Regarde les chapitres 4 et 5 et trouve quatre différences entre le film et le livre (en anglais).

BOOK	FILM

Ex. 10

Look at the picture at the top of page 5 and read pages 5 and 6. Now complete the drawing with all the vocabulary you know.

Regarde la photo à la page 5 et lis les pages 5 et 6, puis complète le dessin avec tout le vocabulaire que tu connais.



WORKSHEET 6' – EXERCISES 9' & 10'

Ex. 9'

Watch chapters 4 and 5 and circle **FILM** for events that take place in the film. Then circle **BOOK** for events that take place in the book.

*Regarde les chapitres 4 et 5 et entoure **FILM** pour les événements qui sont dans le film. Entoure ensuite **BOOK** pour les événements qui sont dans le livre.*


It's Jenny's idea to buy a puppy.	BOOK	FILM
It's Sebastian's idea to buy a puppy for Jenny.	BOOK	FILM
The puppy is John's birthday present for Jenny.	BOOK	FILM
The dog costs \$200.	BOOK	FILM
The dog costs \$350.	BOOK	FILM
Jenny goes to a trial in Gainseville.	BOOK	FILM
Jenny goes away to Disney World, Orlando.	BOOK	FILM
John and Jenny find Marley's name together while listening to the radio.	BOOK	FILM
John finds Marley's name while listening to the radio in the car.	BOOK	FILM

Ex. 10'

Look at the picture at the top of page 5 and read pages 5 and 6. Now complete the drawing with the vocabulary from the box.


Regarde la photo à la page 5 et lis les pages 5 et 6, puis complète le dessin avec le vocabulaire de la partie encadrée.

a collar – an ear – an eye – fur – a hip – a leash
a mouth – a neck – a nose – a paw – a tail



WORKSHEET 7 – EXERCISE 11

**Now complete this drawing of a man with all the vocabulary you know.
Complète le dessin ci-dessous avec tout le vocabulaire que tu connais.**



WORKSHEET 7' – EXERCISE 11'

Now complete this drawing of a man with the vocabulary from the box.

Complète le dessin ci-dessous avec le vocabulaire proposé dans la partie encadrée.

an arm – an ear – an eye – a foot, feet – hair – a hand
a head – a hip – a leg – a nose – a mouth



WORKSHEET 8 – EXERCISE 12

a) Read this extract from chapter 2 and number the paragraphs in the correct order.

Lis cet extrait du chapitre 2 et numérote les paragraphes dans l'ordre qui convient.

_____ “What chemicals ?” I asked. “What do you mean ?”

“Don’t you remember ? I used very strong chemicals when Marley had fleas. They can’t be good for a baby,” she said.

She talked to her doctor about the chemicals.

_____ “Yes, please,” we said. We felt very excited.

The doctor took us into a room at the back and Jenny lay down. He moved something over Jenny. On a machine next to him, we could see something like a small grey bag. But we couldn’t see a baby inside.

_____ Some weeks later, Jenny said, “John, I’m going to have a baby !”

“That’s wonderful,” I said. I was very happy. We were ready for a baby now.

Then Jenny said, “But will those chemicals be a problem ?”

_____ “Is there anything in there ?” asked Jenny.

After a time, the doctor said quietly, “I’m very sorry, Jenny. Your baby’s dead.”

_____ “It’s all right, Jenny,” he said. “Everything will be OK.”

Jenny ate lots of fruits and vegetables. After ten weeks, she and I saw the doctor again.

“Would you like to see your baby ?” he asked.

b) Now answer your teacher’s questions about this extract (in English).

Réponds aux questions de ton enseignant-e à propos de cet extrait (en anglais).

Why did Jenny use chemicals on Marley ?

Why is she worried about this ?

What happens ?

WORKSHEET 9 – EXERCISE 13

Read the following text and fill in the blanks with the vocabulary from exercises 10 and 11.

Lis le texte suivant et complète-le avec le vocabulaire des exercices 10 et 11.

I felt sick. I sat and held Jenny's _____. We didn't say anything for a long time. When the doctor left, I put my _____ around my wife. Later, I took her home. She was very quiet in the car. Her _____ were red, but she didn't cry. Back home, Jenny went into the dining-room and sat down quietly on a chair. I got Marley from the garage. He was very excited. He jumped up and wagged his _____. He wanted to play.

"Not today, Marley," I said sadly.

Marley ran into the yard. He came back into the house and drank water from his bowl. Then he ran into the dining-room and I followed him. But at the door of the dining-room I stopped.

I saw a wonderful thing. Marley stood quietly in front of Jenny with his _____ between his _____. He put his big _____ on her _____. He looked at her with his large _____ and made small cries.

"Marley understands," I thought.

Jenny petted his _____ and put her face in his _____. Then, suddenly, she began to cry. I went to them and put my _____ around them. The three of us stayed there for a long time – Jenny, Marley and me.



Source : <http://www.gossiprocks.com/forum/latest-gossip/85732-jennifer-aniston-mum-marley-me.html>

Watch the extract on the obedience class and fill in the blanks.

Regarde le passage du dressage et remplis les blancs.

THE OBEDIENCE CLASS

- Teacher :** “Incorrigible.” I don’t believe in that word.
Every dog _____ to learn.
Hey, come here, baby.
Yes, you’re a good girl.
You’re a good girl, yes, you _____.
Of course, they can’t learn if their parents are weak-willed.
- John :** Yeah, I’m pretty strong-willed, but...
- Jenny :** Marley, sorry.
- John :** _____ hello to Marley.
- Teacher :** So which of you is gonna be the trainer ?
- Jenny :** We both thought we would.
We’d like him to _____ to both of us.
- John :** We’re married, so yeah.
- Teacher :** No, no, no. A dog can only have one master.
Which one of you _____ the most natural authority in your own relationship ?
- John :** Well, maybe I’ll stand over there for the beginning.
- Teacher :** I thought so. Shall we ?
- Jenny :** Jeez.
- Teacher :** All right. _____.
- Other masters :** Sit. Sit.
- Jenny :** Sit. Sit, Marley. Okay, Marley. Marley, sit.
- Teacher :** This, class, is a classic example of a dog who has foolishly been allowed to believe he is the alpha male of the pack. And therefore, he can never _____ a happy animal.
- John :** Yeah, he looks pretty miserable.
- Teacher :** You, joker.
Rotate in. And lose the sunglasses.
A dog _____ to be looked at in the eye.
- John :** I got it. Okay.
- Jenny :** Okay.
You got him ? Okay.
- John :** Yep.

Teacher : So collar your dogs.

John : Good boy.

Teacher : All right, dogs on the left.
On the count of three.
One, two, three. Let's _____.
Walk. Walk.
Very nice.
Heel.

Jenny : Go.

Teacher : Very good. Good.

John : Hey.

Teacher : Correct him. Rein in that dog.
All right, all right, class.
_____ on, let's line up again.
Class, it's a simple question of having confidence in your own authority.
I shall now demonstrate a simple walk, all right ?

John : Come here.

Teacher : Mr. Grogan.

John : Sorry.

Teacher : May I ?
All right, even an unruly dog likes to obey his leader.
Marley, heel.
There.
Marley. Marley. Marley ! Marley !
Marley.

John : Careful. Marley, no ! Marley !
Are you okay ?

Teacher : That's it. He is out.

John : He usually only _____ this with poodles.

Teacher : That dog is a bad influence on the others.
No. Leg humping is like a virus.
Once it _____ hold of the group... No.

John : Okay.

Teacher : He has got to go.

John : It was maybe your hair.
It reminded him of a poodle.

Teacher : Never bring him back.

Jenny : Okay.

Ex. 15

Read pages 11 and 12 again and put the following sentences in the correct order to create a summary of the passage.

Relis les pages 11 et 12 et mets les phrases suivantes dans l'ordre qui convient afin d'obtenir un résumé du passage.

- _____ Marley is happy to go out in the car with John and Jenny.
- _____ They have another problem with Marley.
- _____ After the operation Marley is not excited or crazy.
- _____ Marley tries to jump out the car window and runs next to the car on his front paws.
- _____ John isn't sure, but Jenny thinks it's a good idea.
- _____ Marley is very scared when there are storms and he breaks things.
- _____ Marley is excluded from the obedience class, so John teaches him at home.
- _____ Jenny stops the car and rescues Marley with help from John.
- _____ The vet suggests they neuter Marley so that he is calmer.

Ex. 16

Listen and read the beginning of chapter 4 from page 13 up to the lozenge on page 15. Now write down who says the following sentences.

Ecoute et lis le début du chapitre 4 de la page 13 jusqu'au losange de la page 15, puis indique qui dit chacune des phrases suivantes.

- "What's that in Marley's mouth ?" _____
- "Have a great vacation." _____
- "Tomorrow you're going to learn about obedience." _____
- "That's wonderful... It shines better than before." _____
- "Let's go on vacation..." _____
- "Marley and I will be fine..." _____
- "I went to see the doctor. I'm going to have a baby." _____
- "...Marley broke a lot of things in the house." _____
- "My chain ! Where is it ?" _____
- "OK, let's try that again..." _____
- "Kathy loves animals." _____

WORKSHEET 12 – EXERCISE 17

Read from the lozenge on page 15 to the end of chapter 4. Then close your book and circle the correct answers.

Lis du losange à la page 15 à la fin du chapitre 4. Puis ferme ton livre et entoure les bonnes réponses.

1. John and Jenny called their son Patrick, an English / Irish / American name.
2. Patrick made a big / terrible / small noise and Marley's ears went up.
3. When Marley jumped on the bed, Patrick's eyes were very wide / big / scared.
4. Patrick was Marley's old best / young new / new best friend.
5. John and Jenny were parents and they were very tired / sad / happy.
6. They had their beautiful / obedient / wonderful baby.
7. Life for them was exciting / good / terrible.
8. Marley wasn't an obedient / intelligent / interesting dog.
9. But Marley was always sad / crazy / happy.

Now open your book and check your answers.

Ouvre ton livre et vérifie tes réponses.

What type of words did you circle ? _____



Source : <http://www.tumblr.com/tagged/marley-and-me?before=1346421950>

Watch the necklace passage and cross out the extra words.

Regarde le passage du collier et barre les mots en trop.

Jenny : Oh, John.

It's just so beautiful.

It's just beautiful.

Honey, thank you very much.

John : You're welcome.

I was just walking by just thinking of you and I saw that in the shop window and I go, "I'm getting this."

Jenny : That's so sweet.

John : Yeah, well...

Do you like it, honey ?

Jenny : I love it.

John : Put it on. Or let me put it on you.

I think it's better luck.

Jenny : Where'd it go ? I just had it here.

John : You just set it down. Did you drop it ?

Jenny : No, I'm sure I put it right here.

John : Well, it didn't just disappear.

Jenny : Oh God.

John : Marley. No, Marley, come on, spit it out.

Jenny : No, go to the kitchen, go to the kitchen.

Okay. No, no, no.

Marley, I have a delicious treat. Come here.

Stay. Marley, stay.

Good boy. Yeah.

John : Please, Marley !

Jenny : Good going, honey.

John : Marley.

Come here, Marley.

Jenny : Jeez.

Okay, okay. Marley, drop it now.

John : Marley.

Jenny : That's gross. Is it there ?

John : Marley.

Jenny : Oh, honey, I don't see it.

WORKSHEET 14 – EXERCISE 19

Watch the film and fill in the blanks in the instructions that Jenny and John leave for Debby.
Regarde le film et complète les instructions que Jenny et John laissent pour Debby.

Debby, welcome to our home !

Marley is a spirited dog who loves _____. We've never left him before, but we are sure he'll behave just as he does when we're at _____.

There are just a few things about Marley that you're gonna need to know.

He eats _____ times a day. If he looks starved, feed him again.

Now, of course, all this food is gonna have to go somewhere, so use the _____ pooper-scooper and watch your step. Don't worry about the _____. He likes mangoes.

Marley is not allowed to drink out of the _____, so be sure to keep the lid closed and the brick on the lid. You know, actually, you might wanna just keep the _____ door shut in general.

Like most dogs, Marley needs a lot of _____, so try to take him for a walk or a run every _____ and every _____.

And be sure to lock the _____ and the _____ before you go to sleep. But don't worry, Marley is an excellent watchdog. You can rest easy at _____ knowing he's on the job.

Thunderstorms are his weak point. You can give him _____ if you think a storm is arriving. He doesn't like them, so push them down his throat as far as they go.

Now, finally, we do not allow Marley to get up on any piece of furniture or chew on anything except his _____.

Other than that, enjoy him.

Love,

Jenny & John



Source : <http://movies.about.com/od/marleyandme/ig/Marley-and-Me-Photos/marleyandmepic18.htm>

WORKSHEET 14' – EXERCISE 19'

Watch the film and circle the correct words in these instructions that Jenny and John leave for Debby.

Regarde le film et entoure les réponses qui conviennent dans les instructions que Jenny et John laissent pour Debby.

Debby, welcome to our home !

Marley is a spirited dog who loves interaction / cats / people. We've never left him before, but we are sure he'll behave just as he does when we're at school / work / home.

There are just a few things about Marley that you're gonna need to know.

He eats two / three / four times a day. If he looks starved, feed him again.

Now, of course, all this food is gonna have to go somewhere, so use the red / yellow / blue pooper-scooper and watch your step. Don't worry about the smell / color / size. He likes mangoes.

Marley is not allowed to drink out of the swimming-pool / bowl / toilet, so be sure to keep the lid closed and the brick on the lid. You know, actually, you might wanna just keep the bathroom / bedroom / kitchen door shut in general.

Like most dogs, Marley needs a lot of love / food / exercise, so try to take him for a walk or a run every morning / afternoon / evening and every morning / afternoon / evening.

And be sure to lock the doors / windows / garage and the doors / windows / garage before you go to sleep. But don't worry, Marley is an excellent watchdog. You can rest easy at the weekend / night / home knowing he's on the job.

Thunderstorms are his weak point. You can give him sedatives / jelly / an aspirin if you think a storm is arriving. He doesn't like them, so push them down his throat as far as they go.

Now, finally, we do not allow Marley to get up on any piece of furniture or chew on anything except his bed / food / toys.

Other than that, enjoy him.

Love,

Jenny & John



Source : <http://movies.about.com/od/marleyandme/ig/Marley-and-Me-Photos/marleyandmepic18.htm>

Ex. 20

Watch the scene of Marley at night and put his activities in the correct order.

Regarde la scène de Marley pendant la nuit et mets ses activités dans l'ordre qui convient.

_____ He scratches his fur.

_____ He eats food.

_____ He chews some socks.

_____ He watches Jenny.

_____ He drinks from the toilet.

_____ He lies down.

Ex. 21

Read pages 17 and 18 of your book (up to the first lozenge) in silence. Now fill in the grid with the information from the text.

Lis les pages 17 et 18 de ton livre (jusqu'au premier losange) en silence, puis remplis le tableau avec les informations du texte.

Setting (Where ?)	Time Indicators (When ?)	Characters (Who ?)
• _____	• _____	• _____
• _____	• _____	• _____
• _____	• _____	• _____
• _____	• _____	• _____
• _____	• _____	• _____
• _____	• _____	• _____
• _____		• _____
		• _____
		• _____

Source : Virginie Rousseaux, CO de Vuillonex.

WORKSHEET 16 – EXERCISE 22

a) Watch the passage when John's neighbour is attacked and fill in the dialogue with the missing pronouns.

Regarde le passage dans lequel la voisine de John est attaquée et complète le dialogue avec les pronoms et déterminants possessifs manquants.

John : Stay here ! ... Call the police !

Jenny : Okay.

John : Hey, hey ! Are _____ all right ? What happened ?

Lisa : _____ told _____ not to scream or _____ 'd stab _____, but _____ screamed. _____ screamed and _____ stabbed _____.

John : Sit down, just sit down. _____ 's okay, _____ 's all right. Where's _____ mother ?

Lisa : At work.

John : _____ 's okay, _____ 's not that bad. Keep _____ hand placed right here.

Lisa : Okay.

John : _____ wife called the police, so everything's gonna be okay. In all the time _____ 've lived here, _____ 've never gotten _____ name...

Lisa : Lisa.

John : Okay, _____ 'm gonna sit right here Lisa. _____ 're gonna keep _____ hand placed there and _____ 're gonna wait for the police to get here. _____ 're gonna take care of this, all right ? Okay ? Look at _____. _____ 's all right. _____ 's all right.

b) Now complete the table with the missing pronouns.

Complète le tableau avec les pronoms et déterminants manquants.

	Pronoms sujets	Pronoms compléments	Déterminants possessifs
1 ^{re} p. sing.			
2 ^e p. sing.		you	
3 ^e p. sing.			
1 ^{re} p. plur.			our
2 ^e p. plur.	you		
3 ^e p. plur.		them	

WORKSHEET 16' – EXERCISE 22'

a) Watch the passage when John's neighbour is attacked and circle the correct pronouns in the dialogue.

Regarde le passage dans lequel la voisine de John est attaquée et entoure les pronoms et déterminants possessifs qui conviennent dans le dialogue.

John : Stay here ! ... Call the police !

Jenny : Okay.

John : Hey, hey ! Are we / you / they all right ? What happened ?

Lisa : He / She / It told me / you / him not to scream or he / she / it'd stab you / me / him, but they / you / I screamed. She / I / We screamed and I / he / they stabbed me / it / us.

John : Sit down, just sit down. He / She / It's okay, he / it / she's all right. Where's my / his / your mother ?

Lisa : At work.

John : He / She / It's okay, it / she / he's not that bad. Keep my / your / his hand placed right here.

Lisa : Okay.

John : Your / My / His wife called the police, so everything's gonna be okay. In all the time I / you / we've lived here, I / you / we've never gotten my / your / our name...

Lisa : Lisa.

John : Okay, I'm gonna sit right here Lisa. We / You / They're gonna keep my / our / your hand placed there and we / you / they're gonna wait for the police to get here. We / You / They're gonna take care of this, all right ? Okay ? Look at me / you / them. He / She / It's all right. He / It / She's all right.

b) Now complete the table with the missing pronouns.

Complète le tableau avec les pronoms et déterminants manquants.

	Pronoms sujets	Pronoms compléments	Déterminants possessifs
1 ^{re} p. sing.			
2 ^e p. sing.		you	
3 ^e p. sing.			
1 ^{re} p. plur.			our
2 ^e p. plur.	you		
3 ^e p. plur.		them	

WORKSHEET 17 – EXERCISE 23

Read the book from the lozenge on page 19 to the end of chapter 5. Now match the beginnings of the sentences with the correct ends of sentences. Write the number of the beginning in front of the corresponding ending.

Lis le livre du losange de la page 19 à la fin du chapitre 5, puis assemble les débuts de phrases avec les fins de phrases correspondantes. Ecris le numéro du début de phrase devant la fin de phrase qui convient.

1. John and Jenny are very happy with their sons,
2. Jenny thinks maybe she isn't a good mother
3. Jenny isn't angry with the children,
4. Marley runs outside
5. When John and Marley get home,
6. In the newspapers there are lots of ads for labradors,
7. Marley isn't an easy dog
8. John takes Marley back to the obedience class
9. Jenny is strong and happy again

- _____ when John opens the front door.
- _____ because he isn't obedient and he breaks things.
- _____ but they are tired all the time.
- _____ Jenny says she wants the dog to leave.
- _____ because Conor doesn't like her milk.
- _____ and this time things are better.
- _____ but she is angry with John and Marley.
- _____ and she's nice to Marley too.
- _____ maybe because they are too difficult.



Source : <http://www.lovefilm.com/lovefilm/info/editorial/10339.html>

Ex. 24

Watch the film, then answer these comprehension questions in English.

Regarde le film et réponds à ces questions de compréhension en anglais.

1. Where does John take Marley ? _____
2. Where is Sebastian moving to ? _____
3. Which newspaper offered Sebastian a job ? _____
4. What is Marley doing with Sebastian's briefcase (= bag for work) ?

5. How long is Sebastian keeping Marley for ? _____
6. Where does Jenny say Marley's permanent home is ?

7. What does Jenny think is hard ?

8. Does Jenny regret her choice to stay at home with the children ? _____
9. What favour does John ask Jenny for ? _____

Ex. 25

Read pages 21 to 23 of chapter 6 (up to the lozenge). Then correct the ten mistakes in this summary.

Lis les pages 21 à 23 du chapitre 6 (jusqu'au losange), puis corrige les dix erreurs qui se trouvent dans le résumé ci-dessous.

Jenny's sister Colleen works for a film company. This film company wants to make a film about a school in Florida. Colleen takes photos of the Grogans and their garden. Bob Gosse wants to use Marley in his new movie about a family with a cat. The Grogans take Marley to the film set, but he is not obedient. He barks and jumps and chews through his bone. The cameramen film Marley for four weeks. Then, Bob Gosse says the film will be ready in seven months. Two years later, John sees the film in a video club and buys it. Marley is only in the film for two minutes, but it is very sad for the Grogans.

Ex. 24'

Watch the film and circle the correct answers to the comprehension questions.

Regarde le film et entoure les réponses qui conviennent aux questions de compréhension.

1. Where does John take Marley ? To the farm. / To the park. / To Sebastian's.
2. Where is Sebastian moving to ? To New York. / To Los Angeles. / To Las Vegas.
3. Which newspaper offered Sebastian a job ? The Tribune. / The Post. / The Times.
4. What is Marley doing with Sebastian's briefcase (= bag for work) ?
He's stealing it. / He's chewing it. / He's hiding it.
5. How long is Sebastian keeping Marley for ? Two days. / Three days. / Four days.
6. Where does Jenny say Marley's permanent home is ?
In prison. / With John and Jenny. / With Sebastian.
7. What does Jenny think is hard ?
Her job and her boss. / Tidying and cleaning the house. / Marriage and being a parent.
8. Does Jenny regret her choice to stay at home with the children ?
Yes, she does. / No, she doesn't. / We don't know.
9. What favour does John ask Jenny for ?
No more children. / No more dogs. / No more holidays.

Ex. 25

Read pages 21 to 23 of chapter 6 (up to the lozenge). Then correct the ten mistakes in this summary.

Lis les pages 21 à 23 du chapitre 6 (jusqu'au losange), puis corrige les dix erreurs qui se trouvent dans le résumé ci-dessous.

Jenny's sister Colleen works for a film company. This film company wants to make a film about a school in Florida. Colleen takes photos of the Grogans and their garden. Bob Gosse wants to use Marley in his new movie about a family with a cat. The Grogans take Marley to the film set, but he is not obedient. He barks and jumps and chews through his bone. The cameramen film Marley for four weeks. Then, Bob Gosse says the film will be ready in seven months. Two years later, John sees the film in a video club and buys it. Marley is only in the film for two minutes, but it is very sad for the Grogans.

WORKSHEET 19 – EXERCISE 26

a) Read the text from page 23 (lozenge) to the end of chapter 6. Find the 30 regular and irregular Simple Past verb forms and write them down.

Lis le texte de la page 23 (losange) à la fin du chapitre 6. Trouve les 30 formes régulières et irrégulières du prétérit et note-les ci-dessous.

REGULAR AND IRREGULAR SIMPLE PAST FORMS :

1. _____	11. _____	21. _____
2. _____	12. _____	22. _____
3. _____	13. _____	23. _____
4. _____	14. _____	24. _____
5. _____	15. _____	25. _____
6. _____	16. _____	26. _____
7. _____	17. _____	27. _____
8. _____	18. _____	28. _____
9. _____	19. _____	29. _____
10. _____	20. _____	30. _____

b) Now write the regular verb forms in the middle column of the table below. Then add the infinitive and the translation (if you know it) for each verb. Look up those you don't know in a dictionary.

Note les formes régulières dans la colonne du milieu du tableau ci-dessous. Ajoute ensuite pour chaque forme son infinitif ainsi que la traduction si tu la connais. Cherche les traductions que tu ne connais pas dans un dictionnaire.

REGULAR SIMPLE PAST FORMS :

Infinitive	Simple Past	Translation
to move	moved	déménager, bouger

Infinitive	Simple Past	Translation

c) Now write the irregular verb forms in the middle column of the table below. Then add the infinitive and the translation (if you know it) for each verb. Look up those you don't know in a dictionary.

Note les formes irrégulières dans la colonne du milieu du tableau ci-dessous. Ajoute ensuite pour chaque forme son infinitif ainsi que la traduction si tu la connais. Cherche les traductions que tu ne connais pas dans un dictionnaire.

IRREGULAR SIMPLE PAST FORMS :

Infinitive	Simple Past	Translation
to say	said	dire

WORKSHEET 19' – EXERCISE 26'

a) Read the text from page 23 (lozenge) to the end of chapter 6. Find the 30 regular and irregular Simple Past verb forms and write them down.

Lis le texte de la page 23 (losange) à la fin du chapitre 6. Trouve les 30 formes régulières et irrégulières du prétérit et note-les ci-dessous.

REGULAR AND IRREGULAR SIMPLE PAST FORMS :

- | | | |
|-----------|-----------|-----------|
| 1. _____ | 11. _____ | 21. _____ |
| 2. _____ | 12. _____ | 22. _____ |
| 3. _____ | 13. _____ | 23. _____ |
| 4. _____ | 14. _____ | 24. _____ |
| 5. _____ | 15. _____ | 25. _____ |
| 6. _____ | 16. _____ | 26. _____ |
| 7. _____ | 17. _____ | 27. _____ |
| 8. _____ | 18. _____ | 28. _____ |
| 9. _____ | 19. _____ | 29. _____ |
| 10. _____ | 20. _____ | 30. _____ |

b) Now write the regular verb forms in the middle column of the table below. Then choose and add the correct infinitive from those suggested below. Finally, add the translation (if you know it) for each verb and look up those you don't know in a dictionary.

Note les formes régulières dans la colonne du milieu du tableau ci-dessous. Ajoute ensuite pour chaque forme son infinitif que tu choisiras parmi les infinitifs donnés ci-dessous. Pour terminer, ajoute les traductions que tu connais et cherche celles que tu ne connais pas dans un dictionnaire.

REGULAR SIMPLE PAST FORMS :

INFINITIVES : to ask – to call – to chew – to climb – to close – to jump – to live
to look – to love – to open – to push – to smile – to try – to walk – to want

Infinitive	Simple Past	Translation
to move	moved	déménager, bouger

Infinitive	Simple Past	Translation

c) Now write the irregular verb forms in the middle column of the table below. Then choose and add the correct infinitive from those suggested below. Finally, add the translation (if you know it) for each verb and look up those you don't know in a dictionary.

Note les formes irrégulières dans la colonne du milieu du tableau ci-dessous. Ajoute ensuite pour chaque forme son infinitif que tu choisiras parmi les infinitifs donnés ci-dessous. Pour terminer, ajoute les traductions que tu connais et cherche celles que tu ne connais pas dans un dictionnaire.

IRREGULAR SIMPLE PAST FORMS :


INFINITIVES : to be – to buy – can – to come – to get – to go – to have – to leave
to lie – to put – to run – to take

Infinitive	Simple Past	Translation
to say	said	dire

WORKSHEET 20 – EXERCISE 27

Read chapter 7 again from the lozenge on page 26 to the lozenge on page 27 and then fill in the family tree with the names and the vocabulary of the family.

Relis le chapitre 7 du losange de la page 26 au losange de la page 27, puis complète cet arbre généalogique avec les noms et le vocabulaire de la famille.



Source : <http://vimeo.com/43386325>

Source image de John : <http://www.justjared.com/2008/05/15/owen-wilson-eric-dane-marley-and-me/>

WORKSHEET 20' – EXERCISE 27'

Read chapter 7 again from the lozenge on page 26 to the lozenge on page 27 and then fill in the family tree with their names and the vocabulary of the family below.

Relis le chapitre 7 du losange de la page 26 au losange de la page 27, puis complète cet arbre généalogique avec leurs noms et le vocabulaire de la famille proposé ci-dessous.

mother – daughter – children – son(s) – husband
sister – wife – brother(s) – parents – father



Source : <http://vimeo.com/43386325>
Source image de John : <http://www.justjared.com/2008/05/15/owen-wilson-eric-dane-marley-and-me/>

WORKSHEET 21 – EXERCISE 28

a) Watch the film extract without the sound and answer the following questions with key words in English.

Regarde l'extrait du film sans le son et réponds aux questions suivantes avec des mots clés en anglais.

1. Who can we see in the film extract ?

2. Where are they ? _____

3. What are they doing ? What is happening ?

Correction :

1. _____

2. _____

3. _____

b) **Pairwork :** At the beginning of this extract, John is talking to Marley. What is he saying to him ? Work with a partner and invent his monologue. Then write it on the worksheet and practise reading it out loud.

Travail à deux : Au début de cet extrait, John est en train de parler à Marley. Que lui dit John ? Travaillez à deux et inventez son monologue. Notez-le ensuite sur la fiche et entraînez-vous à le lire à haute voix.

John : _____

c) Now read from the lozenge on page 27 to the end of chapter 7.

Termine à présent la lecture du chapitre 7 (depuis le losange de la page 27).

WORKSHEET 22 – EXERCISE 29

Read chapter 8 and then write T (true) or F (false) next to these sentences about Marley. Correct the sentences that are false.

Lis le chapitre 8, puis écris T (true) ou F (false) à côté des phrases ci-dessous concernant Marley. Corrige les phrases qui sont fausses.

1. Marley loved playing in the garden, and running after big animals. ___

2. The children laughed, but Marley was sad. ___

3. Marley was ten years old. He moved more slowly and he slept for most of the night. ___

4. He got very tired. His fur in many places was white, not yellow. ___

5. He cost us a lot of money. He ate a lot of food and he broke our things. ___

6. He loved us and we loved him. ___

7. One day, John realized that Marley couldn't see. ___

8. Marley was always thirsty. But he never got fat. ___

9. He was old now and he couldn't hear. ___



Source : <http://www.lovefilm.com/lovefilm/info/editorial/10339.html>

WORKSHEET 23 – EXERCISE 31

In groups of three or four pupils, create an exercise on the passage “A walk in the rain” from the book (chapter 9, pages 31 and 32 up to the lozenge) and / or the film.

Par groupes de trois ou quatre élèves, créez un exercice sur le passage « A walk in the rain » du livre (chapitre 9, pages 31 et 32 jusqu'au losange) et / ou du film.

Our exercise is on : the book. the film. the book and the film.

Correction :

WORKSHEET 24 – EXERCISE 32

Read the end of chapter 9 (pages 32 lozenge to 34). Complete the questions with the correct question word and then write the number of each question in front of its answer.

Termine la lecture du chapitre 9 (pages 32 losange à 34). Complète les questions avec le mot interrogatif qui convient. Note ensuite le numéro de chaque question devant sa réponse.

1. _____ was Marley's biggest problem ?
2. _____ did John want to work for a newspaper again ?
3. _____ did Jenny visit her sister in Boston ?
4. _____ did Marley go when Jenny was away ?
5. _____ did John get Marley into the car ?
6. _____ slept in a sleeping bag next to Marley ?

_____ One of the workers helped him put Marley into the car.

_____ John put a sleeping bag on the floor and lay next to Marley.

_____ His biggest problem was his hips because they hurt a lot.

_____ He went to a vacation home for dogs.

_____ She visited her in the summer.

_____ Because newspapers were more exciting and he enjoyed writing about big stories.



Source : <http://www.iwatchstuff.com/2007/08/wilson-aniston-in-marmadukesty.php>

WORKSHEET 24' – EXERCISE 32'

Read the end of chapter 9 (pages 32 losenge to 34). Complete the questions with the correct question word (be careful : there is an extra question word) and then write the number of each question in front of its answer.

Termine la lecture du chapitre 9 (pages 32 losange à 34). Complète les questions avec le mot interrogatif qui convient (attention : il y en a un de trop). Note ensuite le numéro de chaque question devant sa réponse.

How – When – What time – What – Where – Who – Why

- _____ was Marley's biggest problem ?
- _____ did John want to work for a newspaper again ?
- _____ did Jenny visit her sister in Boston ?
- _____ did Marley go when Jenny was away ?
- _____ did John get Marley into the car ?
- _____ slept in a sleeping bag next to Marley ?

____ One of the workers helped him put Marley into the car.

____ John put a sleeping bag on the floor and lay next to Marley.

____ His biggest problem was his hips because they hurt a lot.

____ He went to a vacation home for dogs.

____ She visited her in the summer.

____ Because newspapers were more exciting and he enjoyed writing about big stories.



Source : <http://www.iwatchstuff.com/2007/08/wilson-aniston-in-marmadukesty.php>

WORKSHEET 25 – EXERCISE 33

Read chapter 10 from page 35 to page 37 (up to the lozenge) and then answer the questions in French.

Lis les pages 35 à 37 (jusqu'au losange) du chapitre 10 et réponds aux questions de compréhension en français.

1. Où la famille Grogan passe-t-elle Noël ?

2. Où Marley loge-t-il lorsqu'ils y vont ?

3. Que leur annonce la vétérinaire à leur retour ?

4. Pourquoi John rappelle-t-il la vétérinaire lorsque Marley rentre à la maison ?

5. Que constate la vétérinaire après avoir examiné Marley ?

6. Qu'explique John à Marley ?

7. Où John amène-t-il le corps de Marley ?

8. Quand Jenny annonce-t-elle la triste nouvelle aux enfants ?

9. Que font les enfants pour Marley ?

10. Où enterrent-ils Marley ?

11. Que trouve Jenny lorsqu'elle nettoie la maison ?

12. Comment John raconte-t-il l'histoire de Marley ?

13. Nomme deux défauts et deux qualités que John trouve à son chien.

14. Que John dit-il avoir appris de Marley ? (3 éléments au minimum)



Source : <http://www.littlewhitelies.co.uk/theatrical-reviews/marley-me-3916>

Read chapter 10 from page 35 to page 37 (up to the lozenge) and choose the correct answers to the questions.

Lis les pages 35 à 37 (jusqu'au losange) du chapitre 10 et entoure les réponses qui conviennent aux questions de compréhension.

1. Où la famille Grogan passe-t-elle Noël ?
 - A Disney Land.
 - A Disney World.
 - A Euro Disney.
2. Où Marley loge-t-il lorsqu'ils y vont ?
 - Il reste à la maison.
 - Chez la sœur de Jenny.
 - Chez la vétérinaire.
3. Que leur annonce la vétérinaire à leur retour ?
 - Que Marley est très fatigué et qu'il a mal aux hanches.
 - Que Marley est très fatigué et qu'il a mal au ventre.
 - Que Marley est très fatigué et qu'il ne se lève plus.
4. Pourquoi John rappelle-t-il la vétérinaire lorsque Marley rentre à la maison ?
 - Car Marley est dehors et ne se lève plus.
 - Car Marley a treize ans et il est donc très vieux.
 - Car Marley a le ventre enflé et ne se lève plus.
5. Que constate la vétérinaire après avoir examiné Marley ?
 - Qu'elle devra l'opérer immédiatement.
 - Qu'elle ne peut plus rien faire pour lui.
 - Qu'il a mangé un des jouets de Colleen.
6. Qu'explique John à Marley ?
 - Que c'est un chien extraordinaire.
 - Que c'est le pire chien au monde.
 - Qu'il doit dire au revoir.
7. Où John amène-t-il le corps de Marley ?
 - Au cimetière pour animaux.
 - A la maison.
 - Il le laisse chez la vétérinaire.

8. Quand Jenny annonce-t-elle la triste nouvelle aux enfants ?
- Avant qu'ils se couchent.
 - Le lendemain matin.
 - Le lendemain après-midi.
9. Que font les enfants pour Marley ?
- Des dessins et un poème.
 - Des poèmes et une chanson.
 - Des dessins et une lettre.
10. Où enterrent-ils Marley ?
- Sous deux arbres fruitiers.
 - Sous un pommier.
 - Vers le portail.
11. Que trouve Jenny lorsqu'elle nettoie la maison ?
- Un vieux jouet de Marley.
 - Les chaussures de John.
 - Des poils de Marley.
12. Comment John raconte-t-il l'histoire de Marley ?
- En faisant un film.
 - En l'écrivant dans son journal.
 - En faisant une émission radio.
13. Quelles sont deux des qualités que John trouve à son chien ?
- Il était empathique et bon avec les enfants.
 - Il était intelligent et aimait les enfants.
 - Il était obéissant et intelligent.
14. Que John dit-il avoir appris de Marley ?
- Qu'il faut apprécier sa grande maison.
 - Comment s'écouter et être un bon ami.
 - Que c'est important d'avoir un animal chez soi.



Source : <http://www.littlewhitelies.co.uk/theatrical-reviews/marley-me-3916>

C. ACTIVITIES AFTER READING THE BOOK AND WATCHING THE FILM

WORKSHEET 26 – EXERCISE 34

Finish reading the book (from the lozenge on page 37). In pairs, invent a story in the Simple Past about a dog who is even worse than Marley. Write your story on your worksheet (100 words minimum).

Termine la lecture du livre (à partir du losange de la page 37). Par groupes de deux, inventez une histoire au prétérit sur un chien qui a fait encore plus de bêtises que Marley. Ecrivez votre histoire sur la fiche (minimum 100 mots).

Pairwork : The Worst Dog in the World



Source : http://web.orange.co.uk/p/film/details/marley_m

My Favourite Story



Source : <http://www.fanpop.com/clubs/marley-and-me/images/9188336/title/marley-screencap>